


SUMMIT
APPLIANCE

WINE CELLAR CATALOG



SUMMIT APPLIANCE DIVISION, FELIX STORCH, INC. ISO 9001:2015 CERTIFIED

770 Garrison Avenue, Bronx, NY 10474 USA • TEL 718.893.3900 • FAX 844.478.8799 • info@summitappliance.com • summitappliance.com

SUMMIT
APPLIANCE

WINE CELLAR CATALOG

With over 50 years of experience manufacturing specialty refrigeration, Summit Appliance brings innovation and luxury to wine storage. Our extensive selection includes a variety of choices designed to keep every bottle at the right conditions. Whether you're looking to maximize storage capacity with a full-sized option or need open bottles properly chilled for a vineyard tasting, Summit has the right choice for your needs.



TABLE OF CONTENTS

Luxury Full-Sized Commercially Approved Dual & Triple Zone Wine Cellars	3
Full-Sized Residential Single & Dual Zone Wine Cellars	4
Diamond-Style Wine Cellars for Commercial Use	5
Sparkling Wine & Champagne Cellars for Commercial Use	6
Combination Wine & Drawer Units In a Refrigerator or Freezer Design	7
24" Wide Built-In Undercounter Dual Zone Wine Cellars	8
6" to 18" Built-In Undercounter Single & Dual Zone Wine Cellars	9
30" & 36" Wide Built-In Undercounter Dual Zone Wine Cellars	10
Combination Wine/Beverage Centers for Under the Counter	11
Fully Integrated Wall-Mounted Wine Cellars	12
Commercial Wine Storage for Foodservice Settings	13
Wine Kegerators to Dispense Wine on Tap	14
Matching Wine/Beverage Sets in 12", 15", 18", & 24" Sizes	15
More Choices to Create the Perfect Home or Commercial Bar	16
Tinted Door Options to Protect Your Collection	17
Popular Options to Customize Your Wine Cellar	18

ADVANCED FEATURES FOR OPTIMUM STORAGE & DISPLAY



LED
Lighting



Seamless
SS Trim



Lock



Commercially
Approved to NSF-7



Stainless Steel
Interior



Smooth
Glide Shelves



Charcoal
Filter



Built-in



Matching
Set



ADA



Outdoor



Digital
Controls



Panel-Ready



Commercially Approved to NSF-7



Lock



LED Lighting



Smooth Glide Shelves



Seamless SS Trim



Digital Controls



Charcoal Filter



Built-In

Luxury Full-Sized Commercially Approved Dual & Triple Zone Wine Cellars

Dual & triple zone choices designed to meet rigorous NSF commercial standards for restaurant use but also ideal for elevating your storage and presentation at home



SWCP1988T



SWCP2116



Features

Commercially listed to NSF-7 standards

Front-breathing design allows built-in installation

Seamless stainless steel trimmed double pane tempered glass door

37" long pro style handle in brushed stainless steel

Dual or triple zone storage to accommodate all bottles

Full-extension shelving on ball-bearing glides

Commercial grade shelf design in heavy duty wire for flexible storage

Stainless steel shelf trim for a professional look

Factory-installed front lock with two keys included

Digital controls allow easy and intuitive temperature management

White LED lighting with multiple bulbs in the ceiling and side walls

Charcoal filtration system for a cleaner interior

Right angle plug and sealed back to ensure a better fit

Audible alarms for temperature and open door alerts

Stainless steel kickplate to complete the look

Environmentally-friendly hydrocarbon refrigerant to meet CARB regulations

Optional stainless steel wrapped cabinet finish available

Fully finished cabinet also allows freestanding use

Popular Option

ShelfKitSWCP Produce Shelves

Set of three 304 grade stainless steel covers that fit over your wine shelving, allowing you to convert the interior for versatile food storage. Made in the USA



SKU	H x W x D	ZONES	MAX BORDEAUX CAPACITY	MAX BURGUNDY CAPACITY	DOOR SWING	COMMERCIALLY APPROVED	BUILT-IN CAPABLE
SWCP1988T	69.5" H x 23.63" W x 26.5" D	3	149	160	RHD/LHD	✓	✓
SWCP2163	69.5" H x 23.63" W x 26.5" D	2	163	110	RHD/LHD	✓	✓
SWCP2116	55.25" H x 23.63" W x 26.5" D	2	116	86	RHD/LHD	✓	✓

Full-Sized Residential Single & Dual Zone Wine Cellars

Single and dual zone upright wine cellars offer a budget-friendly but elegant preservation system that helps you maximize your storage capacity



SWC1875B



SWC1966B



SWC1926



SWC1102



SWC1127B

Features

- Front-breathing design** allows built-in installation
- Stainless steel trimmed** double pane tempered glass door(s)
- Pro style handles** in brushed stainless steel
- Single or dual zone** choices
- Wooden shelving** creates a traditional wine cellar feel
- Factory-installed front lock** with two keys included
- Digital controls** for easy and intuitive temperature control
- Stainless steel kickplate** to complete the look
- Recessed LED lighting** for an attractive, energy efficient presentation
- Right angle plug** and sealed back for a better fit
- Audible alarms** for temperature and open door alerts
- Environmentally-friendly** hydrocarbon refrigerant to meet CARB regulations
- Optional stainless steel** wrapped cabinet finish available
- Fully finished cabinet** allows freestanding use



Our popular **SWC1875B** is one of the few full-sized wine cellars in the industry with a convenient 2-door design, offering even more temperature protection for each zone

SKU	H x W x D	ZONES	MAX BORDEAUX CAPACITY	MAX BURGUNDY CAPACITY	DOOR SWING	BUILT-IN CAPABLE
SWC1875B	69.63" x 23.63" x 22.75"	2	118	118	REVERSIBLE	✓
SWC1966B	69.5" x 23.63" x 26.5"	2	162	146	RHD/LHD	✓
SWC1966	69.75" x 23.63" x 26.63"	2	160	118	REVERSIBLE	✓
SWC1926B	69.5" x 23.63" x 26.5"	1	165	165	RHD/LHD	✓
SWC1926	69.75" x 23.63" x 26.63"	1	171	128	REVERSIBLE	✓
SWC1127B	55.25" H x 23.63" W x 26.5" D	1	127	110	REVERSIBLE	✓
SWC1102	58.5" x 23.63" x 22.63"	1	102	102	REVERSIBLE	✓



Commercially Approved to NSF-7



Lock



LED Lighting



Panel-Ready



Stainless Steel Interior



Matching Sets



Built-In



Digital Controls

Diamond-Style Wine Cellars for Commercial Use

Uniquely designed to preserve and display bottles in a cellar-like interior, but with the added benefit of a commercially approved, heavy duty system that features stainless steel interior walls and our signature X-style shelving



SCR1401X



SCR611GLOSX



SCR610BLXPNR



Features

- Commercially listed** to NSF-7 standards
- Commercial grade compressors** to ensure fast temperature recovery
- Front-breathing design** allows built-in installation
- Stainless steel** trimmed double pane tempered glass door
- Self-closing design** ideal for busy commercial and restaurant environments (SCR1401 series)
- Diamond style shelving** with industrial rubberized trim to display bottles in modern style
- Stainless steel interior** walls and shelving for added durability and easier cleaning
- Factory-installed front lock** with two keys included
- Digital controls** offer easy and intuitive temperature management
- Blue LED lighting** throughout the interior create a striking presentation
- Right angle plug** and sealed back for a better fit
- Undercounter and full-sized** options
- Sabbath mode** setting included
- Outdoor choices available** in undercounter size
- Single zone storage** with a wide temperature range
- Environmentally-friendly** hydrocarbon refrigerant to meet CARB regulations
- Optional stainless steel** wrapped cabinet finish available
- Fully finished cabinet** also allows freestanding use



Durable stainless steel interior design in a diamond shape to create the look of a classic wine cellar

	SKU	H x W x D	ZONES	BOTTLE CAPACITY	DOOR SWING	COMMERCIAL	BUILT-IN CAPABLE	OUTDOOR	PANEL-READY OPTION*
	SCR1401X	69.75" x 23.63" x 23.75"	1	80	RHD	✓	✓		
	SCR1401XLH	69.75" x 23.63" x 23.75"	1	80	LHD	✓	✓		
	SCR610BLX	34" x 23.63" x 23.5"	1	40	REVERSIBLE	✓	✓		✓
	SCR611GLOSX	34" x 23.63" x 23.5"	1	40	REVERSIBLE	✓	✓	✓	✓

*For a panel-ready door trim, add suffix "PNR". Specify RHD or LHD upon order

Sparkling Wine & Champagne Cellars for Commercial Use

Commercial grade design featuring specialty stainless steel wine racks that allow you to display wider bottles at a slight angle, perfect for keeping labels in full view



SCR1401LHCH



SCR1156CH



SCR611GLOSCH



Features

- Commercially listed** to NSF-7 standards
- Front-breathing design** allows built-in installation
- Commercial grade compressors** to ensure fast temperature recovery
- Stainless steel** trimmed double pane tempered glass door
- Self-closing design** ideal for busy commercial and restaurant environments (full-sized series)
- Adjustable stainless steel racks** with cantilevered clips to position bottles at a slight angle
- Stainless steel interior walls** for added durability and easier cleaning
- Factory-installed front lock** with two keys included
- Digital controls** for easy and intuitive temperature management
- Recessed LED lighting** creates an elegant display
- Right angle plug** and sealed back for a better fit
- Undercounter and full-sized** options
- Sabbath mode** setting included
- Outdoor choices available** in undercounter size
- Environmentally-friendly** hydrocarbon refrigerant to meet CARB regulations
- Optional stainless steel** wrapped cabinet finish available
- Fully finished cabinet** also allows freestanding use



Easily adjustable to let you display the full bottle labels, or switch to a more traditional horizontal storage to maximize bottle capacity

SKU	H x W x D	ZONES	BOTTLE CAPACITY	DOOR SWING	COMMERCIAL	BUILT-IN CAPABLE	OUTDOOR	PANEL-READY OPTION*
SCR1401CH	69.75" x 23.63" x 23.75"	1	35	RHD	✓	✓		
SCR1401LHCH	69.75" x 23.63" x 23.75"	1	35	LHD	✓	✓		
SCR1156CH	58.38" x 23.63" x 22.88"	1	25	RHD	✓	✓		
SCR610BLCH	34" x 23.63" x 23.5"	1	20	REVERSIBLE	✓	✓		✓
SCR611GLOSCH	34" x 23.63" x 23.5"	1	20	REVERSIBLE	✓	✓	✓	✓

*For a panel-ready door trim, add suffix "PNR". Specify RHD or LHD upon order



Seamless SS Trim



Lock



LED Lighting



Smooth Glide Shelves



Panel-Ready



Built-In



Charcoal Filter



Digital Controls

Combination Wine & Drawer Units In a Refrigerator or Freezer Design

Combine all of your cold storage needs into one elegant, versatile 24" footprint with our combination dual zone wine cellar and 2-drawer refrigerator, freezer, or combination!



SWCDAR24



SWCDRF24PNR



Features

- Fully assembled** in one slim-fitting 24" footprint
- Front-breathing design** allows built-in installation
- Seamless stainless steel** trimmed double pane tempered glass door on the upper wine cellar
- Pro towel bar handles** in a brushed stainless steel finish
- Complete 304 grade stainless steel exterior finish** on the cabinet and drawers
- Dual zone storage** for red and white wine
- Your choice** of a refrigerator, frost-free freezer, or dual zone refrigerator-freezer
- Full-extension shelving** on ball-bearing glides in the wine cellar
- Commercial grade shelving** in heavy duty wire for flexible storage
- Stainless steel trimmed shelves** for a professional look
- Factory-installed front lock** for the wine compartment with two keys included
- Digital controls** ensure easy and intuitive temperature management in both units
- LED lighting** creates an elegant presentation
- Single Y-cord included** to only require one outlet
- Sealed back** for a better fit
- Panel-ready option** lets you customize both the upper and lower units to match your cabinetry
- Environmentally-friendly** hydrocarbon refrigerant to meet CARB regulations
- Fully finished cabinet** also allows freestanding use



SKU	H x W x D	LOWER UNIT	ZONES	MAX BORDEAUX CAPACITY	MAX BUGUNDY CAPACITY	DOOR SWING	BUILT-IN CAPABLE	PANEL-READY OPTION*
SWCDAR24	65.63" x 23.63" x 23.5"	DRAWER REFRIGERATOR	2	46	30	REVERSIBLE	✓	✓
SWCDAF24	65.63" x 23.63" x 23.5"	DRAWER FREEZER	2	46	30	REVERSIBLE	✓	✓
SWCDRF24	65.63" x 23.63" x 23.5"	DRAWER REFRIGERATOR-FREEZER	2	46	30	REVERSIBLE	✓	✓

*For a panel-ready door trim, add suffix "PNR". Specify RHD or LHD upon order

24" Wide Built-In Undercounter Dual Zone Wine Cellars

When it comes to the most popular size for under the counter, Summit offers a range of options to best meet any style and space preference: French door convenience, ADA compliant choices, panel-ready door trim, commercially approved units, & more.



CL24WC2



SWC24GKS



ALWC532PNR



SWC530BLBISTLDH



CLFD24WC

Features

- Traditional or French** door swing options
- Front-breathing design** allows built-in installation
- Stainless steel** trimmed double pane tempered glass door(s)
- Fingerprint-free** black stainless steel option (model SWC24GKS)
- Pro style stainless steel handle** in a horizontal or vertical position
- Dual zone storage** for red and white wine
- Full-extension shelving** on ball-bearing glides (1-door units)
- Stainless steel trimmed shelves** for a professional look
- Factory-installed front lock** with two keys included
- Digital controls** for easy and intuitive temperature management
- Recessed LED lighting** creates an elegant and efficient presentation
- Audible alarms for temperature and open door alerts** (most models)
- Environmentally-friendly** hydrocarbon refrigerant to meet CARB regulations
- Optional stainless steel wrapped cabinet** finish available
- Fully finished cabinet** also allows freestanding use



Matching beverage centers and customizable door frames let you create the perfect set to best blend into your setting

SKU	H x W x D	ZONES	MAX BORDEAUX CAPACITY	MAX BURGUNDY CAPACITY	DOOR SWING	DOOR TRIM	COMMERCIAL	BUILT-IN CAPABLE	PANEL-READY OPTION*	MATCHING BEVERAGE CENTER	ADA (32" H) SKU
CLFD24WC	34.5" x 23.88" x 23.38"	2	42	42	FRENCH	SEAMLESS SS		✓			
SWC24GKS	34.25" x 23.88" x 23.75"	2	42	20	FRENCH	BLACK SS		✓			
🔒 SWC532BLBIST	34.25" x 23.5" x 23.38"	2	46	30	REV.	SEAMLESS SS	✓	✓	✓	SCR2466B	ALWC532
🔒 SWC530BLBIST	34.25" x 23.63" x 23.38"	2	46	40	REV.	SEAMED SS	✓	✓			SWC530BLBISTADA
🔒 CL24WC2	34.5" x 23.88" x 23.38"	2	46	22	REV.	SEAMLESS SS		✓			

*For a panel-ready door trim, add suffix "PNR". Specify RHD or LHD upon order



Seamless SS Trim



Commercially Approved to NSF-7



Lock



LED Lighting



Smooth Glide Shelves



Panel-Ready



ADA



Matching Sets



Built-In



Charcoal Filter



Digital Controls



Seamless
SS Trim



Commercially
Approved to NSF-7



Lock



LED
Lighting



Smooth
Glide Shelves



Panel-Ready



ADA



Matching
Sets



Built-In



Charcoal
Filter



Digital
Controls

6" to 18" Built-In Undercounter Single & Dual Zone Wine Cellars

Slimmer spaces can enjoy full storage capacity with our thin-line series of fully featured wine coolers, from our 6" wide option perfect for upgrading leftover cabinet space to one of the industry's only 18" wide lines with dual zone storage.



SWC007



SWC1224B



CL15WC



SWC182ZPNRADA



CL18WC

Features

Front-breathing design allows built-in installation

Standard and ADA (32") height options

Stainless steel trimmed double pane tempered glass door

Pro style handles in brushed stainless steel

Wide temperature range to store red or white wine

Wooden shelves for a traditional look (most units)

Factory-installed front lock with two keys included (most units)

Digital controls for easy and intuitive temperature management

Recessed LED lighting creates an elegant and efficient presentation

Environmentally-friendly hydrocarbon refrigerant to meet CARB regulations

Optional stainless steel wrapped cabinet finish available

Fully finished cabinet also allows freestanding use (most units)



At just under 6" wide, our **SWC007** is a popular way to make innovative use out of extra undercounter space.

SKU	H x W x D	ZONES	MAX BORDEAUX CAPACITY	MAX BURGUNDY CAPACITY	DOOR SWING	COMMERCIAL	BUILT-IN CAPABLE	PANEL-READY OPTION*	MATCHING BEVERAGE CENTER	ADA (32" H) SKU
SWC007	32.25" x 5.88" x 20.75"	1	7	7	REV.					✓
SWC1224B	34.38" x 11.88" x 22.38"	1	21	21	REV.	✓	✓		SCR1225B	
SWC1535B	33.88" x 14.75" x 22.75"	1	33	15	REV.		✓	✓	SCR1536BG	
CL15WC	34.5" x 15" x 23.38"	1	34	8	REV.		✓			ALWC15
SWC1840B	34.25" x 17.75" x 23.5"	1	34	34	REV.	✓	✓	✓	SCR1841B	SWC1840BADA
SWC182Z	34.25" x 17.75" x 23.5"	2	28	22	REV.	✓	✓	✓	SCR1841B	SWC182ZADA
CL18WC	34" x 17.5" x 23.5"	1	29	29	REV.		✓		CL181WBV	

*For a panel-ready door trim, add suffix "PNR". Specify RHD or LHD upon order

9

SUMMIT APPLIANCE DIVISION, FELIX STORCH, INC. ISO 9001:2015 CERTIFIED

770 Garrison Avenue, Bronx, NY 10474 USA • TEL 718.893.3900 • FAX 844.478.8799

info@summitappliance.com • summitappliance.com

30" & 36" Wide Built-In Undercounter Dual Zone Wine Cellars

Available in standard or ADA compliant height, our wider dual zone options offer more storage capacity with a modern French door design.



Seamless SS Trim

NSF-7

Commercially Approved to NSF-7



Lock



LED Lighting



ADA



Built-In



Digital Controls



SWC3066B



SWC3668ADA



Features

- Front-breathing design** allows built-in installation
- Seamless stainless steel trimmed** double pane tempered glass doors
- Pro style handles** in brushed stainless steel
- Dual zone temperature storage** ideal for red and white wine
- Wooden shelves** in a black finish for a modern look
- Factory-installed front locks** with two keys included
- Digital controls** for easy and intuitive temperature management
- Recessed LED lighting** creates an elegant and efficient presentation
- Commercially approved** to NSF-7 standards
- Environmentally-friendly** hydrocarbon refrigerant to meet CARB regulations
- Fully finished cabinet** also allows freestanding use



Elevate your storage with seamless stainless steel door trim

SKU	H x W x D	ZONES	MAX BORDEAUX CAPACITY	MAX BURGUNDY CAPACITY	DOOR SWING	COMMERCIAL	BUILT-IN CAPABLE	ADA (32" H) SKU
SWC3066B	34.38" x 29.5" x 22.5"	2	66	46	FRENCH	✓	✓	
SWC3668	34.25" x 35.38" x 23.5"	2	68	56	FRENCH	✓	✓	SWC3668ADA



Seamless
SS Trim



Stainless Steel
Interior



Lock



LED
Lighting



Panel-Ready



Outdoor



ADA



Built-In



Charcoal
Filter



Digital
Controls

Combination Wine/Beverage Centers for Under the Counter

Need more beverage options? Our combination wine/beverage centers offer more versatile storage to keep water, soda, and juice at colder temperatures while your white or red wine chills under the perfect conditions.



CL151WBV



CL242WBV



CL242WBV



SWC3067B



Our versatile **ALFD24WBV** is height adjustable for the perfect fit under lower 34" ADA compliant or standard 36" high counters, with an extra kickplate included

Features

- Front-breathing design** allows built-in installation
- Stainless steel trimmed** double pane tempered glass or solid doors
- Pro style handles** in brushed stainless steel
- Traditional or French** door swing options
- Combination** of wooden wine and glass or wire beverage shelves
- Dual zone storage** to accommodate wine and colder beverages (most units)
- Factory-installed front locks** with two keys included (select units)
- Digital controls** offer easy and intuitive temperature management
- Recessed LED lighting** creates an elegant and efficient presentation
- Environmentally-friendly** hydrocarbon refrigerant to meet CARB regulations
- Optional stainless steel** wrapped cabinet finish available
- Fully finished cabinet** also allows freestanding use

SKU	H x W x D	ZONES	DOOR SWING	COMMERCIAL	BUILT-IN CAPABLE	OUTDOOR	ADA (32" H) SKU
CL151WBV	34.5" x 15" x 23.38"	1	REVERSIBLE				
ALFD24WBV	32-33.5" x 23.38" x 22.75"	2	FRENCH		✓		✓
CL66FD0S	34.5" x 23.88" x 23.38"	2	FRENCH		✓	✓	
CL242WBV	34.5" x 23.88" x 23.38"	2	FRENCH		✓		
SWC3067B	34.38" x 29.5" x 22.5"	2	FRENCH	✓	✓		
SWBV3071	34" x 29.5" x 23.5"	2	FRENCH		✓		

Fully Integrated Built-In Wine Cellars for Wall Installation

Elevate your kitchen walls with our fully integrated wine coolers, available in slim 24" widths and with gently tinted glass doors



Seamless SS Trim



LED Lighting



Smooth Glide Shelves



Built-In



Charcoal Filter



Digital Controls



VC28S



VC60D



Perfect for enhancing any kitchen space

Features

- Fully integrated design** for in-wall installation
- Seamless stainless steel** trimmed double pane tempered glass doors
- Pro style handles** in brushed stainless steel
- Wooden shelves** provide a classic look
- Angled shelf** lets you keep open bottles upright (VC60D only)
- Digital controls** for easy and intuitive temperature management
- Recessed LED lighting** provides an elegant and efficient presentation
- Open door alarms** ensure your collection isn't accidentally exposed to room temperature
- High/low temperature alarm** warns if your interior goes out of the suggested range
- Sabbath mode setting** included for optional observance
- User-reversible door swing** to best accommodate your space
- Improved humidity balance** with a specially designed condensation system
- Designed to meet** UL-471 commercial standards
- Environmentally-friendly** hydrocarbon refrigerant to meet CARB regulations



SKU	H x W x D	CUTOUT H x W x D	ZONES	MAX BORDEAUX CAPACITY	MAX BURGUNDY CAPACITY	DOOR SWING	BUILT-IN CAPABLE
VC60D	34.88" x 23.25" x 22.38"	34.38-34.63" x 21.63" x 21.63"	2	51	36	REVERSIBLE	YES
VC28D	18.13" x 23.25" x 22.13"	16.88" x 21.5" x 22.13"	1	28	28	REVERSIBLE	YES



Commercially Approved to NSF-7



Lock



LED Lighting



ADA



Built-In



Digital Controls

Commercial Wine Storage for Foodservice Settings

Perfect for restaurants, bars, wineries, hotels, and more, our selection of commercially approved compact wine storage features powerful cooling for fast temperature recovery.



SCR312LWC2



STC12



SWC6GBL

Features

Commercially approved to NSF-7 standards

Compact & undercounter front-opening choices for built-in or freestanding use

32" high options for ADA compliant spaces

Upright tabletop series is ideal for keeping open bottles properly chilled

Digital controls for easy and intuitive temperature management

Recessed LED lighting provides an elegant and efficient presentation

Commercial grade compressors to ensure fast temperature recovery

Environmentally-friendly hydrocarbon refrigerant to meet CARB regulations

Optional stainless steel wrapped cabinet finish available

Fully finished cabinet also allows freestanding use



Our compressor-cooled **STC** series lets you ditch the ice bucket and keep open bottles properly chilled in an upright position

SKU	H x W x D	ZONES	MAX BORDEAUX CAPACITY	MAX BURGUNDY CAPACITY	DOOR SWING	COMMERCIAL	BUILT-IN CAPABLE	ADA (32" H) SKU
SCR312LWC2	26.13" x 17" x 19.25"	1	22	22	RHD	✓		
SCR312LBIWC2	26.13" x 17.75" x 20.25"	1	22	22	RHD	✓	✓	
STC6	12.5" x 35.75" x 15.38"	1	6	6	NO DOOR	✓		
STC12	12.5" x 35.75" x 15.38"	1	12	-	NO DOOR	✓		
SWC6GBLBI	33.5" x 23.63" x 23.5"	1	36	36	REVERSIBLE	✓	✓	SWC6GBLBIADA

Wine Kegeators to Dispense Wine on Tap

Serve wine on tap in virtually any setting with our commercially approved wine kegeators. Available in 15" or 24" fits, with ADA compliant choices and weather-proof outdoor options to accommodate any event space.



SBC15WKD

SBC6950SWKDTWIN

SBC58BLBIADAIFWKDTWIN



Commercial Grade Tapping Equipment
All wine tap kits meet NSF standards and ship complete with a stainless steel draft tower, nitrogen / CO₂ tank, regulator, & all the parts needed to pour wine on tap




Features

- Built-in undercounter and freestanding options** to best meet your needs
- Commercially approved** choices built to NSF-7 standards
- Your choice** of single or double tapping equipment
- Variety of door finishes**, including glass, stainless steel, and panel-ready
- Stainless steel interior floor** to support kegs
- 2-piece stainless steel** drip tray included
- Guard rail** for optional use to help neaten service
- Commercial grade tapping equipment** includes draft tower, regulator & all the parts needed to pour wine on tap
- Includes 5 lb.** nitrogen/CO₂ tank
- Weatherproof choices** for outdoor use
- 32" high options** to fit under lower ADA compliant counters
- Environmentally-friendly** hydrocarbon refrigerant to meet CARB regulations
- Optional stainless steel** wrapped cabinet finish available
- Fully finished cabinet** also allows freestanding use

SKU	H x W x D	TAPS	DOOR SWING	COMMERCIAL	BUILT-IN	OUTDOOR	PANEL-READY OPTION *	ADA (32" H) SKU
SBC15WK	34.25" x 15" x 22.5"	1	REV.	✓	✓		SBC15IFWK	
SBC58BLBIADAWKDTWIN	32.25" x 23.63" x 22.75"	2	RHD/LHD	✓	✓		SBC58BLBIADAIFWKDTWIN	✓
SBC540SBIADAWKDTWIN	32.25" x 23.75" x 24.75"	2	RHD/LHD	✓	✓	✓		✓
SBC635MWKD	33.5" x 23.63" x 25"	1	REV.					
SBC6950SWKD	34.25" x 23.75" x 25"	1	REV.	✓	✓	✓		
SBC6950SWKDTWIN	34.25" x 23.75" x 25"	2	REV.	✓	✓	✓		

Matching Wine/Beverage Sets in 12", 15", 18", & 24" Sizes

Create your own French door combination with our matching wine cellars, beverage centers, refrigerators, freezers, and icemakers



32" high options to fit under low ADA compliant counters

15

SUMMIT APPLIANCE DIVISION, FELIX STORCH, INC. ISO 9001:2015 CERTIFIED
770 Garrison Avenue, Bronx, NY 10474 USA • TEL 718.893.3900 • FAX 844.478.8799
info@summitappliance.com • summitappliance.com

More Choices to Create the Perfect Home or Commercial Bar

From cold brew coffee to ice cold lagers, Summit's extensive selection includes a variety of specialized refrigeration designed to store every beverage at its best



Craft Beer Pub Cellars

Residential & commercial choices designed to store craft beer at warmer temperature than standard refrigerators



ColdCavern® Beer Frosters

Store lighter beer at an arctic 24 ° F inside our beer frosters, bringing cans and aluminum bottles to the coldest temperature possible before freezing



Beer Dispensers

Single, double, & triple tap choices for residential or commercial use indoors or out, including ADA compliant choices for installation under lower counters



Cold Brew Kegerators

15" & 24" wide options equipped with specialty commercial tapping equipment to serve cold brew or nitro-infused coffee on tap



Vodka Freezers

Keep vodka and other spirits properly chilled and elegantly displayed in our compact commercial vodka freezer complete with a ceiling rack to store martini glasses



Produce Refrigerators

Ensure your grapes, cheese, and other charcuterie favorites are perfectly chilled and properly humidified with our undercounter pantry series

Tinted Door Options to Protect Your Collection

Available in five styles, our optional door tints provide an added layer of protection, blocking UV rays to ensure your wine is thoroughly shielded from damaging light

MIRROR (OPTION T1)

T1



Nearly opaque tint offers maximum energy savings and a unique mirrored look

SOLAR ENERGY REJECTION 85%
GLARE REDUCTION 87%
UV REJECTION 99%
VISIBILITY 12%

DARK SMOKE (OPTION T1S/T1SF)

T1S



Reflective film with a near opaque look offers high energy savings

SOLAR ENERGY REJECTION 74%
GLARE REDUCTION 83%
UV REJECTION 99%
VISIBILITY 15%

MIDNIGHT BLUE (OPTION T2/T2F)

T2



Deep blue finish for high energy savings and moderate interior visibility

SOLAR ENERGY REJECTION 69%
GLARE REDUCTION 69%
UV REJECTION 99%
VISIBILITY 28%

LIGHT BLUE (OPTION T3/T3F)

T3



Similar look in a lighter hue with more interior visibility

SOLAR ENERGY REJECTION 54%
GLARE REDUCTION 47%
UV REJECTION 99%
VISIBILITY 48%

LIGHT SMOKE (OPTION T4/T4F)

T4




Subtle, nearly transparent tint for moderate protection and full interior visibility

SOLAR ENERGY REJECTION 29%
GLARE REDUCTION 26%
UV REJECTION 99%
VISIBILITY 67%

Popular Options to Customize Your Wine Cellar

PANEL-READY TRIM ("PNR" OPTION)

Customize the look of your wine cellar to match or complement existing cabinetry



STAINLESS STEEL EXTERIORS ("CSS" OPTION)

304 grade stainless steel wrapped cabinets offer added durability and elevated luxury to your cellar



Explore the complete Summit Appliance lineup online at summitappliance.com or contact our product specialists at 718-893-3900



SUMMIT
APPLIANCE
WINE
CELLAR
CATALOG

202106